

Highlights 2019


Arthroscopy and Sports Medicine



Shoulder

STORZ
KARL STORZ – ENDOSKOPE





Diamond Standard: HOPKINS® Telescopes and Sheaths for Optimal Vision

KARL STORZ HOPKINS® telescopes are considered to be the best arthroscopes in the industry. The diverse product range covers all arthroscopic interventions while the unique rod lens system ensures excellent image quality with optimal brightness, contrast and detail properties.

The product range includes all well-established angles of view in arthroscopy:

- 0° • 30° • 70°

Arthroscopes with diameters ranging from 1 mm to 4 mm leave nothing to be desired. A selection of sheaths with various locking mechanisms, which are co-ordinated with HOPKINS® telescopes, ensures the safe locking of the telescope in the sheath.

Recommended Sets, consisting of HOPKINS® Telescopes, Arthroscope Sheaths and Obturators

Set for the Knee Joint:

- 28731 BWA **HOPKINS® Wide Angle Forward-Oblique Telescope 30°**, enlarged view, diameter 4 mm, length 18 cm, **autoclavable**, fiber optic light transmission incorporated, color code: red
- 28135 CR **High-Flow Arthroscope Sheath**, with snap-in coupling mechanism, diameter 5.5 mm, working length 13.5 cm, two stopcocks, rotatable, for use with HOPKINS® telescopes 0°, 30°, 70° and Obturators 28126 BC/BT/BS, 28134 O, color code: blue
- 28126 BT **Obturator**, semisharp, for use with Arthroscope Sheaths 28229 DR, 28129 CR, 28126 CR/R/B, 28136 CR, 28135 CR and 28136 EC, color code: green-red-yellow

Set for the Shoulder Joint:

- 28731 BWA **HOPKINS® Wide Angle Forward-Oblique Telescope 30°**, enlarged view, diameter 4 mm, length 18 cm, **autoclavable**, fiber optic light transmission incorporated, color code: red
- 28136 CR **High-Flow Arthroscope Sheath**, with snap-in coupling mechanism, diameter 6 mm, working length 13.5 cm, two stopcocks, rotatable, for use with HOPKINS® telescopes 0°, 30°, 70° and Obturators 28126 BC/BT/BS, 28134 O, color code: red
- 28126 BT **Obturator**, semisharp, for use with Arthroscope Sheaths 28229 DR, 28129 CR, 28126 CR/R/B, 28136 CR, 28135 CR and 28136 EC, color code: green-red-yellow

Set for the Hip Joint:

- 28731 CWA **HOPKINS® Wide Angle Lateral Telescope 70°**, enlarged view, diameter 4 mm, length 18 cm, **autoclavable**, fiber optic light transmission incorporated, color code: yellow
- 28130 CR **High-Flow Arthroscope Sheath**, with snap-in coupling mechanism, diameter 6 mm, working length 13.5 cm, two stopcocks, rotatable, for use with HOPKINS® telescopes 0°, 30°, 70° and Obturators 28130 BC/BT, 28140 O, color code: red
- 28130 BT **Obturator**, semisharp, for use with Arthroscope Sheaths 28131 CR/R, 28130 CR/R, color code: green-red-yellow

Set for the Ankle and Elbow Joints:

- 28208 BA **HOPKINS® Forward-Oblique Telescope 30°**, diameter 2.7 mm, length 11 cm, **autoclavable**, fiber optic light transmission incorporated, color code: red
- 28133 DS **High-Flow Arthroscope Sheath**, with snap-in coupling mechanism, diameter 4 mm, working length 7.5 cm, two stopcocks, rotatable, for use with HOPKINS® telescope 30° and Obturator 28133 BC
- 28133 BC **Obturator**, blunt, for use with Arthroscope Sheaths 28133 CR/DS

Set for the Wrist Joint:

- 28300 BA **HOPKINS® Wide Angle Forward-Oblique Telescope 30°**, diameter 2.4 mm, length 10 cm, **autoclavable**, fiber optic light transmission incorporated, color code: red
- 28303 DS **High-Flow Arthroscope Sheath**, with snap-in coupling mechanism, diameter 3.5 mm, working length 6.5 cm, two stopcocks, rotatable, for use with HOPKINS® Telescope 30° 28300 BA and Obturators 28302 BU/BV
- 28302 BV **Obturator**, blunt, for use with Arthroscope Sheaths 28303 DS/BS

Further HOPKINS® telescopes and sheaths can be found in the Arthroscopy and Sports Medicine catalog.



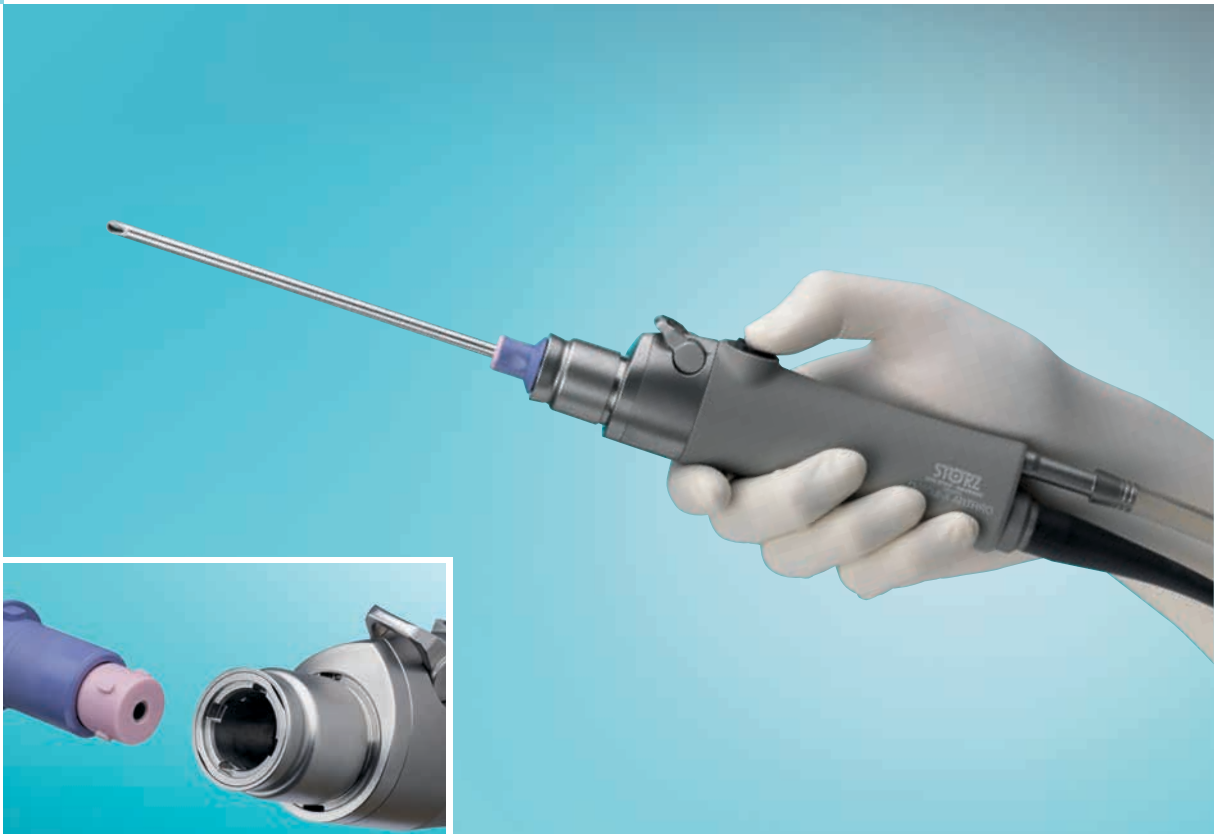
A Revolution in Imaging: EndoCAMEleon® with Variable Direction of View

ENDOCAMELEON® ARTHRO is a multidirectional arthroscope that combines the existing HOPKINS® technology with a variable direction of view. This guarantees optimal image quality with ideal visualization. The desired direction of view can be adjusted between 15° and 90° during surgery. The ENDOCAMELEON® is particularly beneficial for working in tight joint spaces as the all-round view has been greatly enhanced.

Special Features:

- HOPKINS® telescope with unique rod lens system for optimal brightness and contrast
- Easy-to-use adjusting knob selects the desired direction of view (15° to 90°)
- Better visualization of difficult-to-reach anatomical structures
- Time-saving as portal changeover is reduced

- 28731 AE **ENDOCAMELEON® ARTHRO HOPKINS® Telescope**, diameter 4 mm, length 18 cm, **autoclavable**, variable direction of view from 15° – 90°, adjustment knob for selecting the desired direction of view, fiber optic light transmission incorporated, color code: gold
- 28136 EC **Arthroscope Sheath ENDOCAMELEON®**, with snap-in coupling mechanism, diameter 6 mm, working length 13.5 cm, distal tapered, with irrigation holes, two stopcocks, rotatable, for use with ENDOCAMELEON® ARTHRO HOPKINS® Telescope 28731 AE and Obturator 28134 O with cannulated handle or Obturators 28126 BC/BT
- 28126 BT **Obturator**, semisharp, for use with Arthroscope Sheaths 28229 DR, 28129 CR, 28126 CR/R/B, 28136 CR, 28135 CR and 28136 EC, color code: green-red-yellow
- 28140 EWK **Changing Rod ENDOCAMELEON®**, cannulated, diameter 3.8 mm, length 31 cm, for use with Arthroscope Sheath ENDOCAMELEON® 28136 EC and Nitinol Guide Wire 28140 GW



Performance Meets Ergonomics: The New DrillCut-X® ARTHRO Shaver Handpiece

The new DRILLCUT-X® ARTHRO shaver handpiece stands out due to its excellent cleanability and exceptional versatility. It features an ergonomic design while its dimensions make the tool suitable for use in both large and small joints. The shaver handpiece is controlled via the UNIDRIVE® S III ARTHRO console.

- Ergonomic design allows various hand positions
- Possible to lock blades in 4 positions (0°, 90°, 180°, 270°)
- Low-noise operation
- Handpiece weight of only 310 g allows fatigue-free work



Unique feature:

The distal end of the shaver handpiece is detachable so that optimal cleaning of previously hard-to-access areas is possible.






The DRILLCUT-X® ARTHRO shaver handpiece and versatile shaver blades is a combination that is optimal for successful arthroscopy. Various reusable blades as well as blades for single use offer a wide range of high-quality working materials.

Shaver Handpiece:

28200 DX **DRILLCUT-X® ARTHRO Shaver Handpiece**, up to 8000 rpm, for use with UNIDRIVE® S III ARTHRO SCB **28723020-1**, as of software status 1.10.

Shaver Blades:

Working length 120 mm

Type	Use	Order No.	Diameter	Color Code	Application
	reusable	28205 AB	3.5 mm	green	soft tissue
		28205 AC	4.2 mm		
		28205 AD	5.5 mm		
	for single use	28205 ABS	3.5 mm light gray		
		28205 ACS	4.2 mm medium gray		
		28205 ADS	5.5 mm purple		
	reusable	28205 AK	4.5 mm	green	soft tissue
	for single use	28205 AKS	4.5 mm purple		
	reusable	28205 BC	4.2 mm	red	soft tissue
	for single use	28205 BCS	4.2 mm medium gray		
	for single use	28205 CC	4.2 mm	yellow	soft tissue
		28205 CBS	3.5 mm light gray		
		28205 CCS	4.2 mm medium gray		
	28205 CDS	5.5 mm dark gray			
	reusable	28205 FC	4.2 mm	orange	bone
	for single use	28205 FCS	4.2 mm medium gray		
		28205 FDS	5.5 mm dark gray		

Further reusable blades as well as blades for single use can be found in the Arthroscopy and Sports Medicine catalog.



ARTHROPUMP® POWER: The Clever System for Arthroscopic Fluid Management

The ARTHROPUMP® POWER is an intelligent double roller pump which ensures a constant balance between inflow and outflow in order to create a clear intraarticular image. The pump parameters can be set or adjusted intuitively via touch screen.

- Communicates with the UNIDRIVE® S III ARTHRO shaver system and reacts to changes in pressure and flow parameters
- The hemostasis and lavage modes assure clear imaging in the case of bleeding or an increased fluid loss
- The functions of the pump (hemostasis, lavage) and those of the shaver system can be controlled by a four-pedal footswitch
- The automatic pressure control ensures optimal patient protection.

- 283407 01-1 ARTHROPUMP® POWER**, set, power supply 100-240 VAC, 50/60 Hz
including:
Connecting Cable, for UNIDRIVE® S III ARTHRO SCB and POWERSHAVER SL SCB
SCB Connecting Cable, length 100 cm
Four-Pedal Footswitch
Tubing Set Irrigation, sterile, for single use, package of 3
Tubing Set Suction, sterile, for single use, package of 3



Accessories:

For single use

Continuous-Flow – Irrigation and Suction

- 031328-10* **Tubing Set Irrigation**, with two puncture cannulas, sterile, for single use, package of 10
031228-10* **Tubing Set Suction**, with two suction tubes, sterile, for single use, package of 10

Single-Flow – Irrigation

- 031328-10* **Tubing Set Irrigation**, with two puncture cannulas, sterile, for single use, package of 10

For day use

Continuous-Flow – Irrigation and Suction

- 031261-10* **Pump Tubing Day Set**, for irrigation, with two puncture cannulas, sterile, package of 10,
for use with ARTHROPUMP® POWER in combination with Patient Tube 031162-01 or 031162-10
031162-10* **Patient Tube**, sterile, for single use, package of 10, for use with Pump Tubing Day Set 031261-01
or 031261-10
031228-10* **Tubing Set Suction**, with two suction tubes, sterile, for single use, package of 10

Single-Flow – Irrigation

- 031261-10* **Pump Tubing Day Set**, for irrigation, with two puncture cannulas, sterile, package of 10,
for use with ARTHROPUMP® POWER in combination with Patient Tube 031162-01 or 031162-10
031162-10* **Patient Tube**, sterile, for single use, package of 10,
for use with Pump Tubing Day Set 031261-01 or 031261-10





Effective Suture Management in Shoulder Arthroscopy

SHOULDER PRO® suture forceps

The new suture forceps expands the familiar SHOULDER PRO® line to offer the surgeon a wide range of instruments for successful and targeted soft tissue perforation. This results in optimized suture management in reconstructive surgery for the rotator cuff and shoulder instability.

TARPUN SHOULDER PRO® suture forceps

- Easy and atraumatic penetration of soft tissue with the sharp and extremely slender upward-opening jaws
- Simplified suture grasping thanks to hook integrated in the jaw

FETCHER SHOULDER PRO® suture forceps

- Efficient grasping of the suture anchor, without twisting the suture forceps, thanks to downward-opening jaws and large aperture angle
- The best possible and atraumatic tissue handling thanks to the extremely slender design of the curved jaw with an upward pointing instrument tip
- Available with straight jaws as well as jaws curved to the left and right

TARPUN SHOULDER PRO® Suture Forceps, for punching soft tissue and suture management in shoulder arthroscopy, sheath diameter 3.5 mm, handle with cleaning connector, working length 14 cm

28180 GFN **TARPUN SHOULDER PRO® Suture Forceps,**
jaws 47° upwards

FETCHER SHOULDER PRO® Suture Forceps, for punching soft tissue and suture management in shoulder arthroscopy, sheath diameter 3.5 mm, handle with cleaning connector, working length 14 cm

28180 HC **FETCHER SHOULDER PRO® Suture Forceps,** straight jaws

28180 HL **FETCHER SHOULDER PRO® Suture Forceps,** curved jaws, 43° left

28180 HR **FETCHER SHOULDER PRO® Suture Forceps,** curved jaws, 43° right



Effective Suture Management in Shoulder Arthroscopy

SILGRASP® Suture Graspers

The new suture graspers expand the product portfolio for shoulder arthroscopy to enable successful suture management in reconstructive surgery for the rotator cuff and shoulder instability.

SILGRASP® suture graspers

- Enables the grasping of suture material and soft tissue thanks to the slender, serrated and atraumatic jaws
- Reliable suture transportation thanks to special jaw design that prevents the suture from slipping out, even under strong traction
- Also suitable for knee arthroscopy

SILGRASP® curved suture graspers

- Easier to grasp sutures that run parallel to the instrument thanks to jaws curved to the left or right
- Simplified suture grasping due to jaws with large aperture angle

SILGRASP® Suture Grasper, sheath diameter 3.5 mm, handle with cleaning connector, working length 14 cm

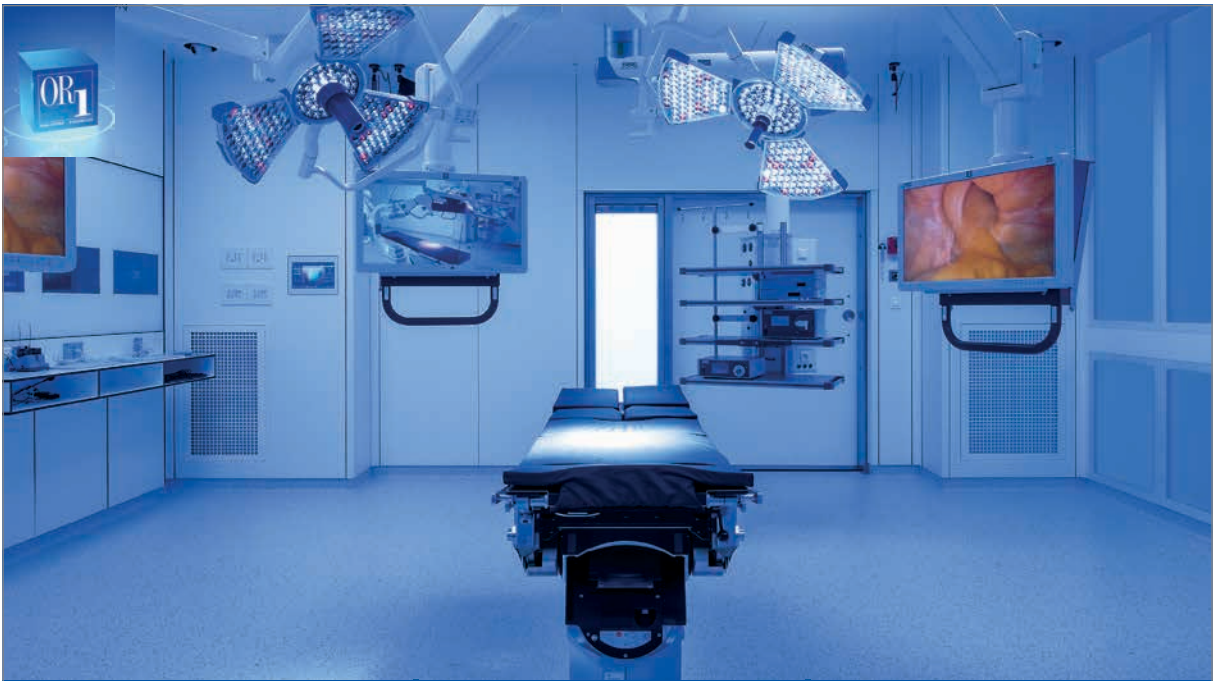
28171SHN **SILGRASP® Suture Grasper**, straight jaws

SILGRASP® Suture Grasper, sheath diameter 3.5 mm, handle with cleaning connector, working length 16 cm

28171 SGL **SILGRASP® Suture Grasper**, curved jaws, 45° left,
5° curved to left

28171 SGR **SILGRASP® Suture Grasper**, curved jaws, 45° right,
5° curved to right

Imaging and OR Integration



Storage and administration of image and video data



SCENARA® .store

Flexible support for image sources



Centralized communication interface



SCENARA® .connect

OR1 88 1.0.01/2019/A-E

KARL STORZ OR1™

Future-oriented integration meets innovative data management

STORZ
KARL STORZ — ENDOSKOPE
THE DIAMOND STANDARD

KARL STORZ SE & Co. KG, Dr.-Karl-Storz-Straße 34, 78532 Tuttlingen/Germany
www.karlstorz.com

Further information and an overview
of Arthroscopy and Sports Medicine
products from KARL STORZ
can be viewed on



www.karlstorz.com
in the Human Medicine section,
Arthroscopy and Sports Medicine

It is recommended to check the suitability of the product for the intended procedure prior to use.



THE DIAMOND STANDARD

KARL STORZ SE & Co. KG
Dr.-Karl-Storz-Straße 34, 78532 Tuttlingen/Germany
Postbox 230, 78503 Tuttlingen/Germany
Phone: +49 (0)7461 708-0
Fax: +49 (0)7461 708-105
E-Mail: info@karlstorz.com
www.karlstorz.com